



BRITISH COLUMBIA
FireSmartTM

FireSmartTM Power Hour:

August 28, 2024



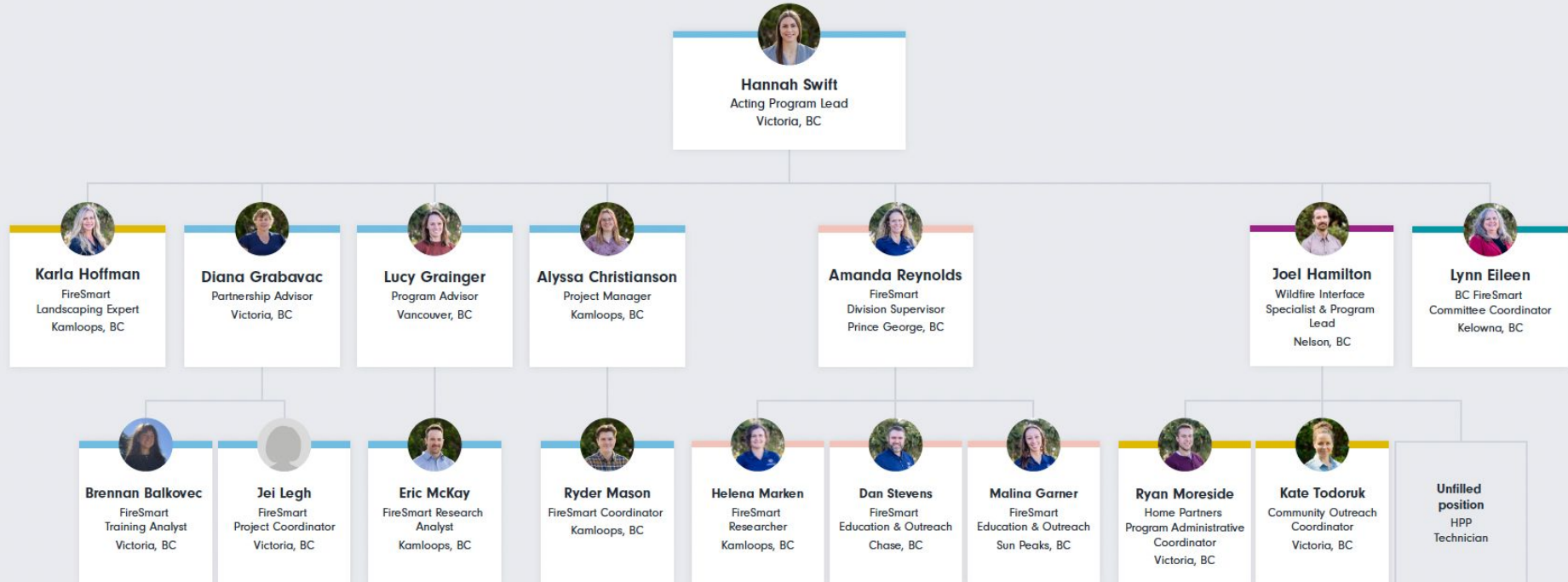
BRITISH COLUMBIA
FireSmartTM

Agenda

1. FireSmart BC Program and Resource Updates
2. FireSmart Community Funding (UBCM)
3. Q & A



FireSmart BC Organizational Chart

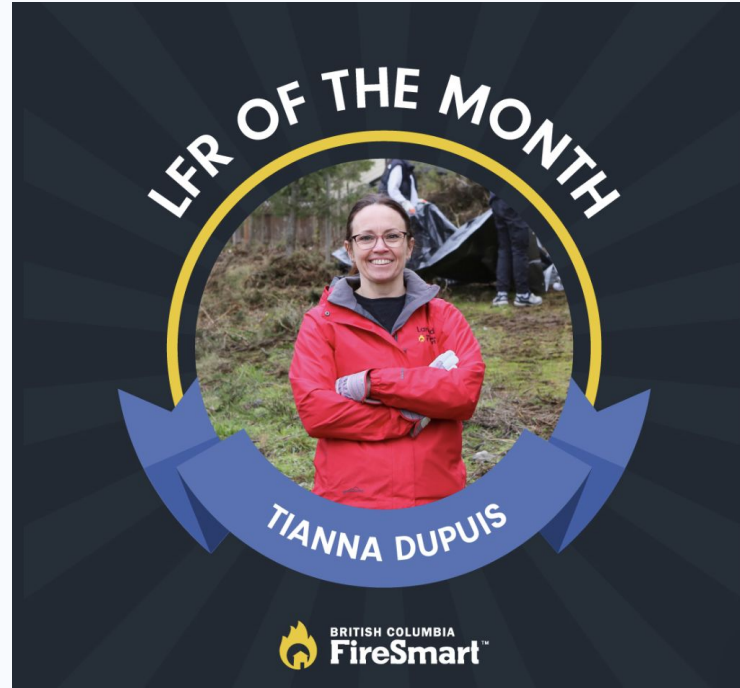




BRITISH COLUMBIA
FireSmartTM

Program Updates

LFR of the Month




Podcast Feature



Our Part, Your Part - Campaign Toolkit



[Home](#) [For First Nations & Local Governments](#) [For Local FireSmart Representatives](#) [For Fire Departments](#)

[Ember's Den](#) [Who We Are](#) [Resources](#)



Campaign Toolkit

Resources

Campaign resources

- [Download all campaign assets](#)
- [Campaign Key Messaging](#)
- [Campaign Social Media Calendar](#)
- [Campaign landing page](#)
- [Social Copy](#)

Vimeo Links:

- [Our Part, Your Part 30s Version](#)
- [Our Part, Your Part \(Combustibles\)](#)
- [Our Part, Your Part \(Debris\)](#)
- [Our Part, Your Part \(Gutters\)](#)

About the campaign

Do Your Part. Get FireSmart.

The 2024 Spring Campaign highlights the different jobs we all have when it comes to protecting our communities from wildfire. Some jobs are easier than others, but they're all important.

The downloadable campaign resources on this page are designed to help you spread the FireSmart message. We encourage you to use these assets to create your own posters, social media posts, and campaigns.

Should you require assistance or additional information, please reach out to us at sgp@firesmartbc.ca. For general FireSmart brand assets, please see the [Brand Toolkit](#).

FireSmart is a shared responsibility, and we appreciate the efforts everyone is undertaking to help build a more wildfire-resilient province.

<https://firesmartbc.ca/campaign-toolkit/>

Education Program Spotlight



<https://firesmartbc.ca/resource/firesmart-bc-education-program/>

Education Program Spotlight - Ron Brent School Feature



Recent Resource Updates



Structure Protection Sprinklers and Water Usage




This quick reference guide was put together for those considering installing their own structure protection sprinkler systems on their homes and property. Installing structure protection sprinklers on your home and property requires knowledge and expertise and is not without risk; FireSmart BC does not recommend that residents and property owners install their own structure protection sprinkler systems. Following FireSmart guidelines and principles around your home and property are the first steps anyone should take before considering a structure protection sprinkler.

[Download](#)


Firewood Shed Guide

[Download](#)

Firewood Shed Self-Assessment

[Download](#)

FireSmart Assessment Work Hours Estimate Form – Rebate Program



As part of the Community Resiliency Investment (CRI) program, there is potential for homeowners to be compensated for performing FireSmart activities on residential property or homes.

[Read More](#)

FireSmart Critical Infrastructure Guide



The FireSmart Critical Infrastructure (CI) Hazard Assessment Form is a numerically ranked process that is intended for assessing vulnerability of systems, facilities, technologies, networks, assets and services essential to the healthy, safety, security or economic well being of British Columbians and the effective functioning of government.

[Download](#)



FireSmart BC Library Program

What is it? A literacy program to help children understand wildfires in British Columbia and how they can help create more resilient communities.

Why is it important?

- Wildfires are common in BC
- Many families are affected
- Children need to learn about wildfires





A Non Technical Guide for FireSmart Coordinators

- Released August 2024
- Relevance
- Implementation
- Funding opportunities
- Intended Use

Wildfire Development Permit Areas Guide

This guide equips FireSmart Coordinators with knowledge and guidance to implement FireSmart principles in local government's Development Permit Areas.

[Download](#)



Wildfire Development Permit Areas

A non-technical guide for FireSmart Coordinators in British Columbia
Updated 2024

Resource Ordering Updates - Coming Soon



New No-Cost Limits for Printed Resources

- 100x FireSmart BC Bookmarks
- 100x FireSmart BC Children's Ember Bookmarks
- 100x FireSmart BC Landscaping Brochures
- 25x FireSmart BC Begins at Home Guides
- 25x FireSmart BC Landscaping Guides

Resource Ordering Updates - Coming Soon



Distribution Centre Victoria (DCV)

The screenshot shows the homepage of the British Columbia FireSmart Distribution Centre Victoria (DCV) website. The header is dark blue with the British Columbia logo and the text "Distribution Centre Victoria". Below the header is a navigation bar with links: Home, STAPLES Professional, FAQ, and Contact. The main content area has a white background. On the left, there is a large orange square with "DCV" in white, a search bar with a "GO" button, and a green box labeled "FEATURED PRODUCTS" containing a link to "Protocol and Recognition". In the center, there is a breadcrumb trail: Home > Protocol and Recognition > British Columbia FireSmart, followed by an orange bar that says "BROWSING BRITISH COLUMBIA FIRESMART". Below this are three product categories: "Firesmart Products" with a yellow cat plushie, "Plant Program Products" with a book cover, and a red dashed box labeled "Printed Resources (Coming soon)". On the right, there is a green box with a shopping cart icon, "Log On", and "Items: 0".

BRITISH COLUMBIA
Distribution Centre Victoria

Home STAPLES Professional FAQ Contact

DCV

Protocol and Recognition > British Columbia FireSmart

BROWSING BRITISH COLUMBIA FIRESMART

Log On

Items: 0

FEATURED PRODUCTS

Protocol and Recognition

Firesmart Products

Plant Program Products

Printed Resources
(Coming soon)



BRITISH COLUMBIA
FireSmartTM

FireSmart Community Funding

UBCM



Q&A

Thanks for listening!



Listen to the Get FireSmart Podcast, read the FireSmart BC Magazine, and subscribe to our newsletter!

FireSmart BC Magazine



Follow us on Social Media:

